

## Thai Round, 10-11-12 March 2017

### World Superbike - Results Race 1

Laps 20 = 91,080 Km - Time Of Race 31'16.125 - Avg. 174,769 km/h

Buriram 4.554 m

1 / 2

Pos	Race	Grid	No. Rider	Nat	Team	Bike	LL	Gap	Fastest Lap	Speed	Qualifying		Ranking		
											Time	Speed	R1	R2	Tot
1	1	1	J. REA	GBR	Kawasaki Racing Team	Kawasaki ZX-10R	20		1'33.436	301,7	1'32.957	303,4	25	75	1
2	5	7	C. DAVIES	GBR	Aruba.it Racing - Ducati	Ducati Panigale R	20	6.279	1'33.516	304,2	1'33.561	302,5	20	60	2
3	2	66	T. SYKES	GBR	Kawasaki Racing Team	Kawasaki ZX-10R	20	8.165	1'33.600	303,4	1'33.192	300,8	16	42	3
4	3	33	M. MELANDRI	ITA	Aruba.it Racing - Ducati	Ducati Panigale R	20	8.239	1'33.441	304,2	1'33.457	303,4	13	29	5
5	6	60	M. VAN DER MARK	NED	Pata Yamaha Official WorldSBK Team	Yamaha YZF R1	20	11.384	1'34.036	300,8	1'33.617	301,7	11	27	6
6	4	22	A. LOWES	GBR	Pata Yamaha Official WorldSBK Team	Yamaha YZF R1	20	14.862	1'33.981	300,0	1'33.529	298,3	10	36	4
7	10	81	J. TORRES	ESP	Althea BMW Racing Team	BMW S 1000 RR	20	26.035	1'34.482	306,8	1'34.252	300,0	9	18	9
8	11	2	L. CAMIER	GBR	MV Agusta Reparto Corse	MV Agusta 1000 F4	20	31.755	1'34.808	299,2	1'34.525	296,7	8	27	7
9	14	69	N. HAYDEN	USA	Red Bull Honda World Superbike Team	Honda CBR1000RR	20	33.305	1'34.691	301,7	1'34.698	295,9	7	12	11
10	16	6	S. BRADL	GER	Red Bull Honda World Superbike Team	Honda CBR1000RR	20	35.208	1'35.070	301,7	1'35.155	300,8	6	8	15
11	8	12	X. FORÉS	ESP	BARNI Racing Team	Ducati Panigale R	20	35.428	1'34.775	296,7	1'34.188	300,0	5	26	8
12	13	88	R. KRUMMENACHER	SUI	Kawasaki Puccetti Racing	Kawasaki ZX-10R	20	38.865	1'35.286	297,5	1'34.647	293,5	4	10	13
13	9	32	L. SAVADORI	ITA	Milwaukee Aprilia	Aprilia RSV4 RF	20	39.869	1'34.834	296,7	1'34.207	300,0	3	10	12
14	12	21	M. REITERBERGER	GER	Althea BMW Racing Team	BMW S 1000 RR	20	40.140	1'34.989	305,1	1'34.807	305,1	2	9	14
15	19	40	R. RAMOS	ESP	Team Kawasaki Go Eleven	Kawasaki ZX-10R	20	47.407	1'35.341	295,1	1'35.587	295,1	1	6	17
16	15	15	A. DE ANGELIS	RSM	Pedercini Racing SC-Project	Kawasaki ZX-10R	20	57.203	1'35.494	292,7	1'34.816	294,3		7	16
17	17	84	R. RUSSO	ITA	Guandalini Racing	Yamaha YZF R1	20	1'00.996	1'35.790	288,0	1'35.206	287,2			
18	18	37	O. JEZEK	CZE	Grillini Racing Team	Kawasaki ZX-10R	20	1'05.330	1'36.110	293,5	1'35.226	295,9			
-----Not Classified-----															
RET	7	50	E. LAVERTY	IRL	Milwaukee Aprilia	Aprilia RSV4 RF	19	1 Lap	1'34.233	301,7	1'33.621	305,9		14	10
RET	20	86	A. BADOVINI	ITA	Grillini Racing Team	Kawasaki ZX-10R	6	14 Laps	1'36.340	291,1	1'35.993	292,7			

AIR	Humidity:	42%	Temp:	35°C
TRACK	Condition:	Dry	Temp:	46°C

Records	Pole (SP2)	2017	J.Rea	1'32.957	176,370 Km/h
	Race	2015	J.Rea	1'33.817	174,750 Km/h
	Circuit (SP2)	2017	J.Rea	1'32.957	176,370 Km/h
Race Fastest lap	(New Record)	Lap 5	J.Rea	1'33.436	175,461 Km/h

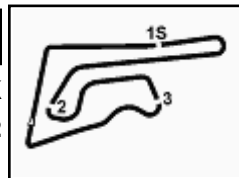
LAP LEADERS				
No. Rider	From	To	Laps	Total
1 J. REA	1	20	20	20

TOTAL LEADER LAPS	
No. Rider	Laps
1 J. REA	37
33 M. MELANDRI	10
7 C. DAVIES	7
66 T. SYKES	4
12 X. FORÉS	3
22 A. LOWES	2
50 E. LAVERTY	1

Start 11/03/2017 16:00 End 16:33 The results are provisional until the end of the time limit for protests and appeals and the completion of the technical checks.

These data/results cannot be reproduced, stored and/or transmitted in whole or in part by any manner of electronic, mechanical, photocopying, recording, broadcasting or otherwise now known or herein after developed without the previous express consent by the copyright owner, except for reproduction in daily press and regular printed publications on sale to the public within 60 days of the event related to those data/results and always provided that copyright symbol appears together as follows below.

© DORNA WSBK ORGANIZATION Srl 2017



## Thai Round, 10-11-12 March 2017 World Superbike - Results Race 1

### RACE HIGHLIGHTS

---

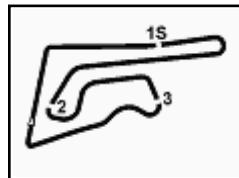
15.58.02		Warm-up Lap Start
16.00.40		Start
16.02.03		No Jump Start
16.04.00		New Lap Record
16.11.59	86 Badovini	Crashed - Turn 12
16.12.18	86 Badovini	Out
16.31.46	50 Laverty	Technical Problem - Turn 5
16.33.02		End Of Session

11/03/2017      Start      End      The results are provisional until the end of the time limit for protests and appeals  
                         16:00      16:33      and the completion of the technical checks.

These data/results cannot be reproduced, stored and/or transmitted in whole or in part by any manner of electronic, mechanical, photocopying, recording, broadcasting or otherwise now known or herein after developed without the previous express consent by the copyright owner, except for reproduction in daily press and regular printed publications on sale to the public within 60 days of the event related to those data/results and always provided that copyright symbol appears together as follows below.

© DORNA WSBK ORGANIZATION Srl 2017





Buriram 4.554 m

1 / 3

**Thai Round, 10-11-12 March 2017  
World Superbike - Lap Chart Race 1**

	Lap																			
	1	2	3	4	5	6	7	8	9	10	11	12	13	14	15	16	17	18	19	20
1	1	1	1	1	1	1	1	1	1	1	1	1	1	1	1	1	1	1	1	1
2	33	33	33	33	33	33	33	33	33	33	33	33	33	7	7	7	7	7	7	7
3	66	66	66	7	7	7	7	7	7	7	7	7	7	33	33	33	33	33	33	66
4	7	7	7	66	66	66	66	66	66	66	66	66	66	66	66	66	66	66	66	33
5	22	22	60	60	60	60	60	60	60	60	60	60	60	60	60	60	60	60	60	60
6	60	60	22	22	22	22	22	22	22	22	22	22	22	22	22	22	22	22	22	22
7	50	50	50	50	50	50	50	50	50	50	50	50	50	50	50	50	50	50	50	81
8	12	12	12	12	12	12	12	12	12	81	81	81	81	81	81	81	81	81	81	2
9	32	32	32	32	81	81	81	81	81	12	12	12	12	12	12	2	2	2	2	69
10	81	81	81	81	32	32	32	32	32	32	32	32	2	2	2	12	12	69	69	6
11	2	2	2	2	2	69	69	69	69	69	69	2	69	69	69	69	69	12	12	12
12	69	69	69	69	69	2	2	2	2	2	2	69	32	32	6	6	6	6	6	88
13	88	88	88	88	88	88	88	6	6	6	6	6	6	6	32	32	32	88	88	32
14	40	6	6	6	6	6	6	88	88	88	88	88	88	88	88	88	88	32	32	21
15	21	40	40	40	40	40	40	21	21	21	21	21	21	21	21	21	21	21	21	40
16	6	21	15	15	15	15	21	21	40	40	40	40	40	40	40	40	40	40	40	15
17	15	15	21	21	21	15	15	15	15	15	15	15	15	15	15	15	15	15	15	84
18	84	37	86	86	84	84	84	84	84	84	84	84	84	84	84	84	84	84	84	37
19	37	84	84	84	86	86	37	37	37	37	37	37	37	37	37	37	37	37	37	37
20	86	86	37	37	37	37														

Final Result			
1	1	J. REA	Laps 20
2	7	C. DAVIES	6.279
3	66	T. SYKES	8.165
4	33	M. MELANDRI	8.239
5	60	M. VAN DER MARK	11.384
6	22	A. LOWES	14.862
7	81	J. TORRES	26.035
8	2	L. CAMIER	31.755
9	69	N. HAYDEN	33.305
10	6	S. BRADL	35.208
11	12	X. FORÉS	35.428
12	88	R. KRUMMENACHER	38.865
13	32	L. SAVADORI	39.869
14	21	M. REITERBERGER	40.140
15	40	R. RAMOS	47.407
16	15	A. DE ANGELIS	57.203
17	84	R. RUSSO	1'00.996
18	37	O. JEZEK	1'05.330
RET 50	E.	LAVERTY	1 Lap
RET 86	A.	BADOVINI	14 Laps

11/03/2017

These data/results cannot be reproduced, stored and/or transmitted in whole or in part by any manner of electronic, mechanical, photocopying, recording, broadcasting or otherwise now known or herein after developed without the previous express consent by the copyright owner, except for reproduction in daily press and regular printed publications on sale to the public within 60 days of the event related to those data/results and always provided that copyright symbol appears together as follows below.

© DORNA WSBK ORGANIZATION Srl 2017

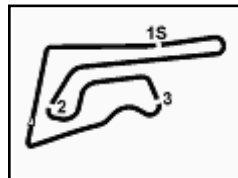
**FCR PERUGIA TIMING**


Official Tyre Supplier



Official Timekeeper





Buriram 4.554 m

3 / 3

## Thai Round, 10-11-12 March 2017 World Superbike - Lap Chart Race 1

19 37 O.Jezek (CZE) 44.636

9 2 L.Camier (GBR) 28.731

### Lap 15

1	1 J.Rea (GBR)	
2	7 C.Davies (GBR)	5.288
3	33 M.Melandri (ITA)	5.731
4	66 T.Sykes (GBR)	6.639
5	60 M.van der Mark (NED)	8.919
6	22 A.Lowes (GBR)	9.942
7	50 E.Laverty (IRL)	16.715
8	81 J.Torres (ESP)	19.984
9	12 X.Forés (ESP)	23.567
10	2 L.Camier (GBR)	23.934
11	69 N.Hayden (USA)	24.791
12	6 S.Bradl (GER)	28.632
13	32 L.Savadori (ITA)	28.870
14	88 R.Krummenacher (SU)	29.861
15	21 M.Reiterberger (GER)	31.062
16	40 R.Ramos (ESP)	36.323
17	15 A.De Angelis (RSM)	41.325
18	84 R.Russo (ITA)	45.646
19	37 O.Jezek (CZE)	47.866

10	69 N.Hayden (USA)	30.101
11	12 X.Forés (ESP)	31.285
12	6 S.Bradl (GER)	32.800
13	88 R.Krummenacher (SU)	35.229
14	32 L.Savadori (ITA)	35.499
15	21 M.Reiterberger (GER)	35.729
16	40 R.Ramos (ESP)	42.938
17	15 A.De Angelis (RSM)	50.143
18	84 R.Russo (ITA)	55.091
19	37 O.Jezek (CZE)	57.594

### Lap 19

1	1 J.Rea (GBR)	
2	7 C.Davies (GBR)	6.016
3	33 M.Melandri (ITA)	7.822
4	66 T.Sykes (GBR)	8.239
5	60 M.van der Mark (NED)	11.013
6	22 A.Lowes (GBR)	13.119
7	50 E.Laverty (IRL)	22.291
8	81 J.Torres (ESP)	24.751
9	2 L.Camier (GBR)	30.451
10	69 N.Hayden (USA)	31.836
11	12 X.Forés (ESP)	33.729
12	6 S.Bradl (GER)	34.239
13	88 R.Krummenacher (SU)	37.374
14	32 L.Savadori (ITA)	38.185
15	21 M.Reiterberger (GER)	39.016
16	40 R.Ramos (ESP)	45.122
17	15 A.De Angelis (RSM)	53.572
18	84 R.Russo (ITA)	58.079
19	37 O.Jezek (CZE)	1'01.180

### Lap 16

1	1 J.Rea (GBR)	
2	7 C.Davies (GBR)	5.556
3	33 M.Melandri (ITA)	6.097
4	66 T.Sykes (GBR)	7.030
5	60 M.van der Mark (NED)	9.408
6	22 A.Lowes (GBR)	10.647
7	50 E.Laverty (IRL)	18.218
8	81 J.Torres (ESP)	20.942
9	2 L.Camier (GBR)	25.647
10	12 X.Forés (ESP)	25.899
11	69 N.Hayden (USA)	26.504
12	6 S.Bradl (GER)	30.067
13	32 L.Savadori (ITA)	31.003
14	88 R.Krummenacher (SU)	31.592
15	21 M.Reiterberger (GER)	32.306
16	40 R.Ramos (ESP)	38.845
17	15 A.De Angelis (RSM)	44.274
18	84 R.Russo (ITA)	48.175
19	37 O.Jezek (CZE)	50.914

### Lap 20

1	1 J.Rea (GBR)	
2	7 C.Davies (GBR)	6.279
3	66 T.Sykes (GBR)	8.165
4	33 M.Melandri (ITA)	8.239
5	60 M.van der Mark (NED)	11.384
6	22 A.Lowes (GBR)	14.862
7	81 J.Torres (ESP)	26.035
8	2 L.Camier (GBR)	31.755
9	69 N.Hayden (USA)	33.305
10	6 S.Bradl (GER)	35.208
11	12 X.Forés (ESP)	35.428
12	88 R.Krummenacher (SU)	38.865
13	32 L.Savadori (ITA)	39.869
14	21 M.Reiterberger (GER)	40.140
15	40 R.Ramos (ESP)	47.407
16	15 A.De Angelis (RSM)	57.203
17	84 R.Russo (ITA)	1'00.996
18	37 O.Jezek (CZE)	1'05.330

### Lap 17

1	1 J.Rea (GBR)	
2	7 C.Davies (GBR)	5.568
3	33 M.Melandri (ITA)	6.393
4	66 T.Sykes (GBR)	7.375
5	60 M.van der Mark (NED)	9.714
6	22 A.Lowes (GBR)	11.345
7	50 E.Laverty (IRL)	19.327
8	81 J.Torres (ESP)	21.931
9	2 L.Camier (GBR)	27.126
10	12 X.Forés (ESP)	28.218
11	69 N.Hayden (USA)	28.405
12	6 S.Bradl (GER)	31.327
13	32 L.Savadori (ITA)	33.184
14	88 R.Krummenacher (SU)	33.349
15	21 M.Reiterberger (GER)	33.701
16	40 R.Ramos (ESP)	40.936
17	15 A.De Angelis (RSM)	47.227
18	84 R.Russo (ITA)	51.746
19	37 O.Jezek (CZE)	54.315

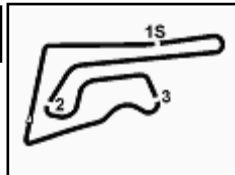
### Lap 18

1	1 J.Rea (GBR)	
2	7 C.Davies (GBR)	5.753
3	33 M.Melandri (ITA)	6.914
4	66 T.Sykes (GBR)	7.852
5	60 M.van der Mark (NED)	10.308
6	22 A.Lowes (GBR)	12.091
7	50 E.Laverty (IRL)	20.686
8	81 J.Torres (ESP)	23.284

11/03/2017

These data/results cannot be reproduced, stored and/or transmitted in whole or in part by any manner of electronic, mechanical, photocopying, recording, broadcasting or otherwise now known or herein after developed without the previous express consent by the copyright owner, except for reproduction in daily press and regular printed publications on sale to the public within 60 days of the event related to those data/results and always provided that copyright symbol appears together as follows below.

© DORNA WSBK ORGANIZATION Srl 2017



Buriram 4.554 m

## Thai Round, 10-11-12 March 2017 World Superbike - Best Sector & Speed Race 1

**RESULTS**

Pos	Rider	Team	Laps
1	J. REA	Kawasaki ZX-10R	20
2	C. DAVIES	Ducati Panigale R	6.279
3	T. SYKES	Kawasaki ZX-10R	8.165
4	M. MELANDRI	Ducati Panigale R	8.239
5	M. VAN DER MARK	Yamaha YZF R1	11.384
6	A. LOWES	Yamaha YZF R1	14.862
7	J. TORRES	BMW S 1000 RR	26.035
8	L. CAMIER	MV Austa 1000 F4	31.755
9	N. HAYDEN	Honda CBR1000RR	33.305
10	S. BRADL	Honda CBR1000RR	35.208
11	X. FORÉS	Ducati Panigale R	35.428
12	R. KRUMMENACHER	Kawasaki ZX-10R	38.865
13	L. SAVADORI	Aprilia RSV4 RF	39.869
14	M. REITERBERGER	BMW S 1000 RR	40.140
15	R. RAMOS	Kawasaki ZX-10R	47.407
16	A. DE ANGELIS	Kawasaki ZX-10R	57.203
17	O. JEZEK	Yamaha YZF R1	100.996
18	O. JEZEK	Kawasaki ZX-10R	105.330
RET	E. LAVERTY	Aprilia RSV4 RF	1 Lap
RET	A. BADOVINI	Kawasaki ZX-10R	14 Laps

**SPEED**

Pos	Rider	Team	Speed
1	J. TORRES	BMW S 1000 RR	306.8
2	M. REITERBERGER	BMW S 1000 RR	305.1
3	M. MELANDRI	Ducati Panigale R	304.2
4	C. DAVIES	Ducati Panigale R	304.2
5	T. SYKES	Kawasaki ZX-10R	303.4
6	S. BRADL	Honda CBR1000RR	301.7
7	E. LAVERTY	Aprilia RSV4 RF	301.7
8	N. HAYDEN	Honda CBR1000RR	301.7
9	J. REA	Kawasaki ZX-10R	301.7
10	M. VAN DER MARK	Yamaha YZF R1	300.8
11	A. LOWES	Yamaha YZF R1	300.0
12	L. CAMIER	MV Austa 1000 F4	299.2
13	R. KRUMMENACHER	Kawasaki ZX-10R	297.5
14	L. SAVADORI	Aprilia RSV4 RF	296.7
15	X. FORÉS	Ducati Panigale R	296.7
16	R. RAMOS	Kawasaki ZX-10R	295.1
17	O. JEZEK	Kawasaki ZX-10R	293.5
18	A. DE ANGELIS	Kawasaki ZX-10R	292.7
19	A. BADOVINI	Kawasaki ZX-10R	291.1
20	R. RUSSO	Yamaha YZF R1	288.0

**SEG. 1**

1	33 M. MELANDRI	19.384
2	7 C. DAVIES	19.467
3	1 J. REA	19.504
4	66 T. SYKES	19.510
5	22 A. LOWES	19.628
6	60 M. VAN DER MARK	19.632
7	6 S. BRADL	19.676
8	50 E. LAVERTY	19.681
9	21 M. REITERBERGE	19.717
10	81 J. TORRES	19.720
11	69 N. HAYDEN	19.766
12	12 X. FORÉS	19.779
13	88 R. KRUMMENACH	19.795
14	32 L. SAVADORI	19.828
15	40 R. RAMOS	19.871
16	2 L. CAMIER	19.888
17	86 A. BADOVINI	19.993
18	37 O. JEZEK	20.016
19	15 A. DE ANGELIS	20.037
20	84 R. RUSSO	20.104

**SEG. 2**

1	7 C. DAVIES	26.911
2	1 J. REA	26.917
3	66 T. SYKES	26.940
4	33 M. MELANDRI	27.002
5	60 M. VAN DER MARK	27.118
6	22 A. LOWES	27.128
7	81 J. TORRES	27.173
8	50 E. LAVERTY	27.177
9	12 X. FORÉS	27.320
10	2 L. CAMIER	27.329
11	69 N. HAYDEN	27.335
12	32 L. SAVADORI	27.377
13	21 M. REITERBERGE	27.407
14	6 S. BRADL	27.426
15	40 R. RAMOS	27.553
16	15 A. DE ANGELIS	27.587
17	88 R. KRUMMENACH	27.612
18	84 R. RUSSO	27.657
19	37 O. JEZEK	27.821
20	86 A. BADOVINI	27.839

**SEG. 3**

1	1 J. REA	21.548
2	22 A. LOWES	21.692
3	33 M. MELANDRI	21.734
4	84 R. RUSSO	21.740
5	60 M. VAN DER MARK	21.772
6	7 C. DAVIES	21.776
7	66 T. SYKES	21.808
8	50 E. LAVERTY	21.834
9	69 N. HAYDEN	21.869
10	32 L. SAVADORI	21.884
11	12 X. FORÉS	21.913
12	2 L. CAMIER	21.916
13	81 J. TORRES	21.929
14	21 M. REITERBERGE	21.944
15	6 S. BRADL	21.993
16	15 A. DE ANGELIS	22.005
17	88 R. KRUMMENACH	22.052
18	86 A. BADOVINI	22.097
19	37 O. JEZEK	22.120
20	40 R. RAMOS	22.135

**SEG. 4**

1	1 J. REA	25.210
2	33 M. MELANDRI	25.228
3	7 C. DAVIES	25.261
4	66 T. SYKES	25.279
5	60 M. VAN DER MARK	25.333
6	50 E. LAVERTY	25.385
7	22 A. LOWES	25.425
8	2 L. CAMIER	25.472
9	12 X. FORÉS	25.516
10	69 N. HAYDEN	25.524
11	81 J. TORRES	25.524
12	6 S. BRADL	25.559
13	32 L. SAVADORI	25.573
14	88 R. KRUMMENACH	25.589
15	40 R. RAMOS	25.637
16	15 A. DE ANGELIS	25.669
17	21 M. REITERBERGE	25.715
18	37 O. JEZEK	25.840
19	84 R. RUSSO	25.915
20	86 A. BADOVINI	25.972

11/03/2017

These data/results cannot be reproduced, stored and/or transmitted in whole or in part by any manner of electronic, mechanical, photocopying, recording, broadcasting or otherwise now known or herein after developed without the previous express consent by the copyright owner, except for reproduction in daily press and regular printed publications on sale to the public within 60 days of the event related to those data/results and always provided that copyright symbol appears together as follows below.

© DORNA WSBK ORGANIZATION Srl 2017

**FICR PERUGIA TIMING**


Official Tyre Supplier



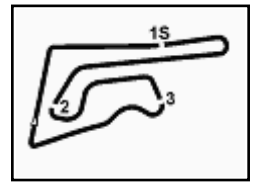
Official Timekeeper











Buriram 4.554 m

4 / 4

## Thai Round, 10-11-12 March 2017 World Superbike - Chronological Analysis Race 1

Start at 16:00'22.092

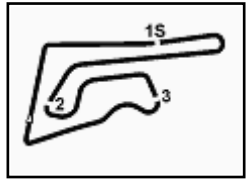
4	20.118	<b>27.839</b>	22.249	26.134	<b>1'36.340</b>	<b>291.1</b>	16:06'52.455
5	20.143	28.019	22.626	26.105	1'36.893	290.3	16:08'29.348
6	20.061	28.071	22.347	26.174	1'36.653	290.3	16:10'06.001

11/03/2017 P = Pits In/Out - C = Lap-Time Cancelled

These data/results cannot be reproduced, stored and/or transmitted in whole or in part by any manner of electronic, mechanical, photocopying, recording, broadcasting or otherwise now known or herein after developed without the previous express consent by the copyright owner, except for reproduction in daily press and regular printed publications on sale to the public within 60 days of the event related to those data/results and always provided that copyright symbol appears together as follows below.

© DORNA WSBK ORGANIZATION Srl 2017



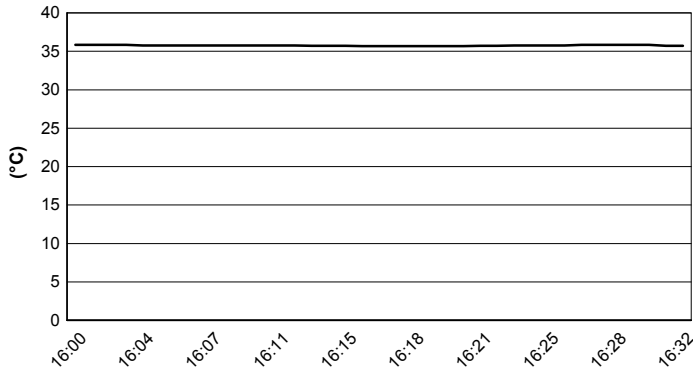


Buriram 4.554 m

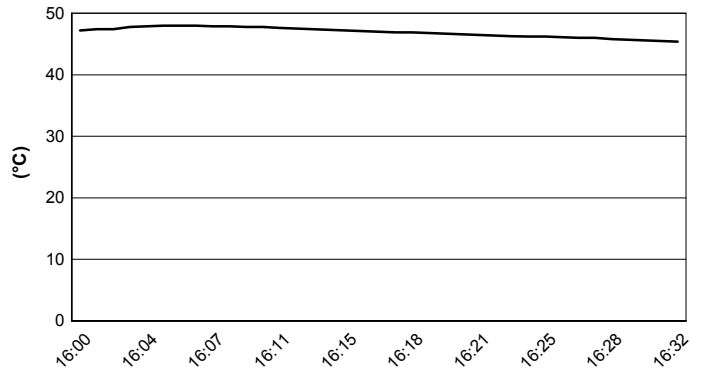
**Thai Round, 10-11-12 March 2017**  
**World Superbike - Weather Report Race 1**

Session started 16:00      Session ended 16:33

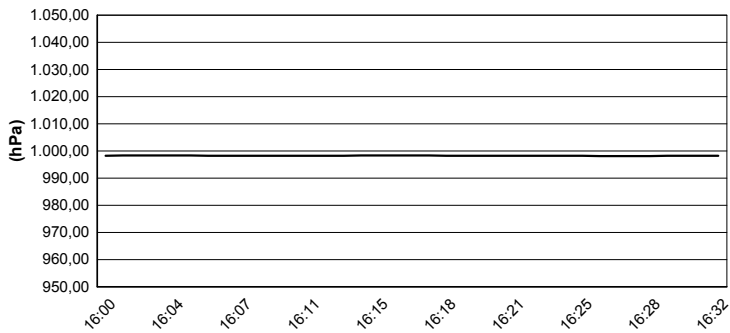
**Air Temperature**



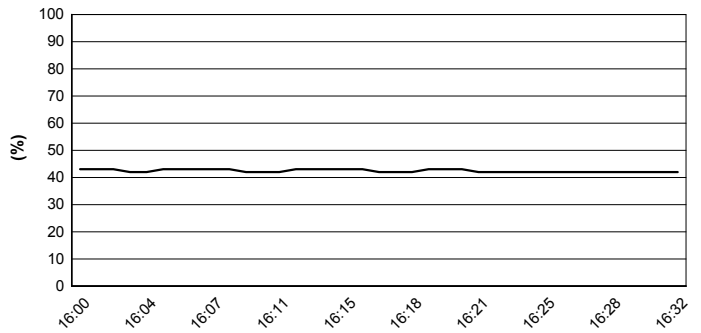
**Track Temperature**



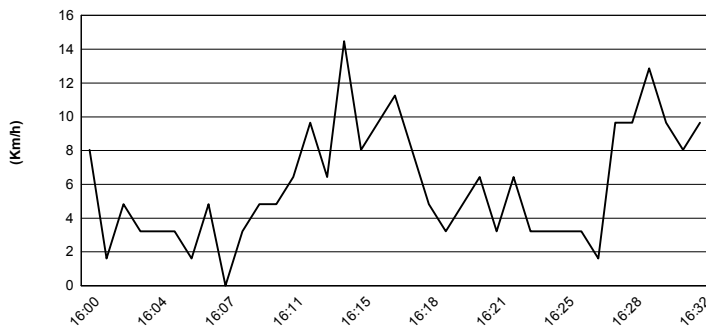
**Air Pressure**



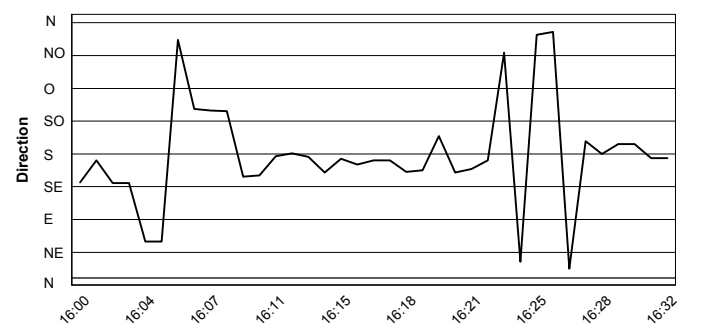
**Humidity**



**Wind Speed**

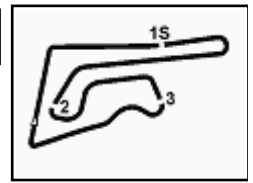


**Wind Direction**



11/03/2017

These data/results cannot be reproduced, stored and/or transmitted in whole or in part by any manner of electronic, mechanical, photocopying, recording, broadcasting or otherwise now known or herein after developed without the previous express consent by the copyright owner, except for reproduction in daily press and regular printed publications on sale to the public within 60 days of the event related to those data/results and always provided that copyright symbol appears together as follows below.  
© DORNA WSBK ORGANIZATION Srl 2017



## Thai Round, 10-11-12 March 2017 World Superbike - Championship Standings

Buriram 4.554 m

Points	Points From First	Points From Previous	February 26		March 12	April 2	April 30	May 14	May 28	June 18	July 9	August 20	September 17	October 1	October 15	November 4		
			PHILLIP ISLAND	BURIRAM														
<b>1 REA</b> Jonathan (GBR)	<b>75</b>		<b>25</b> 1	<b>25</b> 1	<b>25</b> 1													
<b>2 DAVIES</b> Chaz (GBR)	<b>60</b> 15		<b>20</b> 2	<b>20</b> 2	<b>20</b> 2													
<b>3 SYKES</b> Tom (GBR)	<b>42</b> 33 18		<b>16</b> 3	<b>10</b> 3	<b>16</b> 3													
<b>4 LOWES</b> Alex (GBR)	<b>36</b> 39 6		<b>13</b> 4	<b>13</b> 3	<b>10</b> 4													
<b>5 MELANDRI</b> Marco (ITA)	<b>29</b> 46 7		<b>0</b> 7	<b>16</b> 5	<b>13</b> 5													
<b>6 VAN DER MARK</b> Michael (NED)	<b>27</b> 48 2		<b>7</b> 9	<b>9</b> 7	<b>11</b> 6													
<b>7 CAMIER</b> Leon (GBR)	<b>27</b> 48 0		<b>11</b> 5	<b>8</b> 6	<b>8</b> 6													
<b>8 FORÉS</b> Xavi (ESP)	<b>26</b> 49 1		<b>10</b> 6	<b>11</b> 5	<b>5</b> 8													
<b>9 TORRES</b> Jordi (ESP)	<b>18</b> 57 8		<b>9</b> 7	<b>0</b> 10	<b>9</b> 9													
<b>10 LAVERTY</b> Eugene (IRL)	<b>14</b> 61 4		<b>8</b> 8	<b>6</b> 9	<b>0</b> 10													
<b>11 HAYDEN</b> Nicky (USA)	<b>12</b> 63 2		<b>5</b> 11	<b>0</b> 15	<b>7</b> 11													
<b>12 SAVADORI</b> Lorenzo (ITA)	<b>10</b> 65 2		<b>0</b> 11	<b>7</b> 12	<b>3</b> 12													
<b>13 KRUMMENACHER</b> Randy (SUI)	<b>10</b> 65 0		<b>6</b> 10	<b>0</b> 14	<b>4</b> 12													
<b>14 REITERBERGER</b> Markus (GER)	<b>9</b> 66 1		<b>4</b> 12	<b>3</b> 11	<b>2</b> 14													
<b>15 BRADL</b> Stefan (GER)	<b>8</b> 67 1		<b>1</b> 15	<b>1</b> 18	<b>6</b> 15													
<b>16 DE ANGELIS</b> Alex (RSM)	<b>7</b> 68 1		<b>2</b> 14	<b>5</b> 11	<b>0</b> 16													
<b>17 RAMOS</b> Román (ESP)	<b>6</b> 69 1		<b>3</b> 13	<b>2</b> 15	<b>1</b> 17													
<b>18 BROOKES</b> Joshua (AUS)	<b>4</b> 71 2		<b>0</b> 17	<b>4</b> 18	<b>0</b> 18													

11/03/2017

First Line: Championship Standings - Second Line: Ranking Progression

These data/results cannot be reproduced, stored and/or transmitted in whole or in part by any manner of electronic, mechanical, photocopying, recording, broadcasting or otherwise now known or herein after developed without the previous express consent by the copyright owner, except for reproduction in daily press and regular printed publications on sale to the public within 60 days of the event related to those data/results and always provided that copyright symbol appears together as follows below.

© DORNA WSBK ORGANIZATION Srl 2017

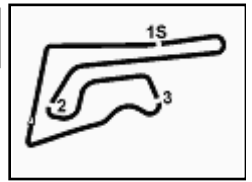
FIAT PERUGIA TIMING



Official Tyre Supplier



Official Timekeeper



Buriram 4.554 m

## Thai Round, 10-11-12 March 2017 World Superbike - Manufacturers Standings

	Points	Points From First	Points From Previous	February 26	March 12	April 2	April 30	May 14	May 28	June 18	July 9	August 20	September 17	October 1	October 15	November 4		
				PHILLIP ISLAND	BURIRAM	ARAGÓN	ASSEN	IMOLA	DONINGTON PARK	MISANO	LAGUNA SECA	LAUSITZRING	PORTIMÃO	MAGNY COURS	TBA	LOSAIL		
1 KAWASAKI	75			25 25 1 1	25 1													
2 DUCATI	60	15		20 20 2 2	20 2													
3 YAMAHA	37	38	23	13 13 3 3	11 3													
4 MV AGUSTA	27	48	10	11 8 4 4	8 4													
5 BMW	21	54	6	9 3 5 6	9 5													
6 APRILIA	18	57	3	8 7 6 5	3 6													
7 HONDA	13	62	5	5 1 7 7	7 7													

11/03/2017

First Line: Championship Standings - Second Line: Ranking Progression

These data/results cannot be reproduced, stored and/or transmitted in whole or in part by any manner of electronic, mechanical, photocopying, recording, broadcasting or otherwise now known or herein after developed without the previous express consent by the copyright owner, except for reproduction in daily press and regular printed publications on sale to the public within 60 days of the event related to those data/results and always provided that copyright symbol appears together as follows below.

© DORNA WSBK ORGANIZATION Srl 2017

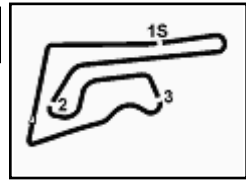
FKR PERUGIA TIMING



Official Tyre Supplier



Official Timekeeper



Buriram 4.554 m

## Thai Round, 10-11-12 March 2017 World Superbike - Pirelli Best Lap Award

Points	Points From First	Points From Previous	February 26	March 12	April 2	April 30	May 14	May 28	June 18	July 9	August 20	September 17	October 1	October 15	November 4
			PHILLIP ISLAND	BURIRAM	ARAGÓN	ASSEN	IMOLA	DONINGTON PARK	MISANO	LAGUNA SECA	LAUSITZRING	PORTIMÃO	MAGNY COURS	TBA	LOSAIL
<b>Fastest Laps</b>															
<b>1 REA</b> Jonathan (GBR)	<b>2</b>		<b>1</b>	<b>1</b>											
<b>2 MELANDRI</b> Marco (ITA)	<b>1</b>	<b>1</b>	<b>1</b>												

11/03/2017

These data/results cannot be reproduced, stored and/or transmitted in whole or in part by any manner of electronic, mechanical, photocopying, recording, broadcasting or otherwise now known or herein after developed without the previous express consent by the copyright owner, except for reproduction in daily press and regular printed publications on sale to the public within 60 days of the event related to those data/results and always provided that copyright symbol appears together as follows below.

© DORNA WSBK ORGANIZATION Srl 2017

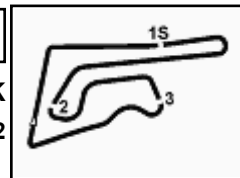
FKR PERUGIA TIMING



Official Tyre Supplier



Official Timekeeper



Buriram 4.554 m

## Thai Round, 10-11-12 March 2017 World Superbike - Best Laps & Speeds

No.	Rider		Best Lap		FP1		FP2		FP3		SP1		SP2		RC1	
	Nat	Bike	laps	speed	laps	speed	laps	speed	laps	speed	laps	speed	laps	speed	laps	speed
1	1	J. REA	82	305,9	21	302,5	24	305,9	11	300,8			6	303,3	20	301,6
		GBR Kawasaki ZX-10R														
2	66	T. SYKES	74	303,3	19	299,1	18	302,5	12	300,8			5	300,8	20	303,3
		GBR Kawasaki ZX-10R														
3	33	M. MELANDRI	80	305,9	22	302,5	21	304,2	11	305,9			6	303,3	20	304,2
		ITA Ducati Panigale R														
4	7	C. DAVIES	80	304,2	22	304,2	23	303,3	10	302,5			5	302,5	20	304,2
		GBR Ducati Panigale R														
5	22	A. LOWES	86	300,8	19	296,7	26	296,7	14	300,8			7	298,3	20	300,0
		GBR Yamaha YZF R1														
6	60	M. VAN DER MARK	89	301,6	20	295,8	27	300,8	15	301,6			7	301,6	20	300,8
		NED Yamaha YZF R1														
7	50	E. LAVERTY	79	305,9	21	300,8	19	303,3	14	300,8			6	305,9	19	301,6
		IRL Aprilia RSV4 RF														
8	12	X. FORÉS	75	300,0	21	296,7	19	296,7	10	298,3			5	300,0	20	296,7
		ESP Ducati Panigale R														
9	2	L. CAMIER	55	299,1			15	294,2	8	297,5	6	295,8	6	296,7	20	299,1
		GBR MV Agusta 1000 F4														
10	32	L. SAVADORI	87	300,0	22	300,0	21	298,3	12	300,0	6	297,5	6	300,0	20	296,7
		ITA Aprilia RSV4 RF														
11	81	J. TORRES	88	306,8	27	300,8	26	301,6	14	301,6			1	300,0	20	306,8
		ESP BMW S 1000 RR														
12	21	M. REITERBERGER	79	305,0	23	300,0	20	302,5	10	299,1			6	305,0	20	305,0
		GER BMW S 1000 RR														
13	88	R. KRUMMENACHER	78	298,3	20	296,7	19	292,6	13	298,3	6	293,4			20	297,5
		SUI Kawasaki ZX-10R														
14	6	S. BRADL	82	301,6	22	297,5	23	300,8	11	300,8	6	300,8			20	301,6
		GER Honda CBR1000RR														
15	69	N. HAYDEN	78	301,6	19	293,4	21	299,1	12	295,8	6	295,8			20	301,6
		USA Honda CBR1000RR														
16	15	A. DE ANGELIS	77	295,0	22	291,8	18	293,4	12	295,0	5	294,2			20	292,6
		RSM Kawasaki ZX-10R														
17	84	R. RUSSO	73	289,5	21	286,4	18	289,5	8	288,0	6	287,2			20	288,0
		ITA Yamaha YZF R1														
18	37	O. JEZEK	82	295,8	22	289,5	20	290,3	14	288,0	6	295,8			20	293,4
		CZE Kawasaki ZX-10R														
19	40	R. RAMOS	78	295,8	23	295,8	19	294,2	10	293,4	6	295,0			20	295,0
		ESP Kawasaki ZX-10R														
20	86	A. BADOVINI	54	295,0	18	289,5	17	295,0	7	295,0	6	292,6			6	291,1
		ITA Kawasaki ZX-10R														

11/03/2017

These data/results cannot be reproduced, stored and/or transmitted in whole or in part by any manner of electronic, mechanical, photocopying, recording, broadcasting or otherwise now known or herein after developed without the previous express consent by the copyright owner, except for reproduction in daily press and regular printed publications on sale to the public within 60 days of the event related to those data/results and always provided that copyright symbol appears together as follows below.

© DORNA WSBK ORGANIZATION Srl 2017

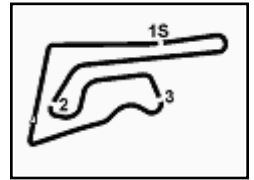
FICR PERUGIA TIMING



Official Tyre Supplier



Official Timekeeper



Buriram 4.554 m

## Thai Round, 10-11-12 March 2017

### World Superbike - Provisional Starting Grid - Race 2

20 Laps x 4,554 km = 91,080 km

Pos	Number	Name	Team
1	33	MELANDRI M.	Ducati
2	60	VAN DER MARK M.	Yamaha
3	22	LOWES A.	Yamaha
4	81	TORRES J.	BMW
5	2	CAMIER L.	MV Agusta
6	69	HAYDEN N.	Honda
7	66	SYKES T.	Kawasaki
8	7	DAVIES C.	Ducati
9	1	REA J.	Kawasaki
10	50	LAVERTY E.	Aprilia
11	12	FORÉS X.	Ducati
12	32	SAVADORI L.	Aprilia
13	21	REITERBERGER M.	BMW
14	88	KRUMMENACHER R.	Kawasaki
15	15	DE ANGELIS A.	Kawasaki
16	6	BRADL S.	Honda
17	84	RUSSO R.	Yamaha
18	37	JEZEK O.	Kawasaki
19	40	RAMOS R.	Kawasaki
20	86	BADOVINI A.	Kawasaki

11/03/2017 Jury President .....

..... Race Director

These data/results cannot be reproduced, stored and/or transmitted in whole or in part by any manner of electronic, mechanical, photocopying, recording, broadcasting or otherwise now known or herein after developed without the previous express consent by the copyright owner, except for reproduction in daily press and regular printed publications on sale to the public within 60 days of the event related to those data/results and always provided that copyright symbol appears together as follows below.

© DORNA WSBK ORGANIZATION Srl 2017

FKR PERUGIA TIMING



Official Tyre Supplier



Official Timekeeper